

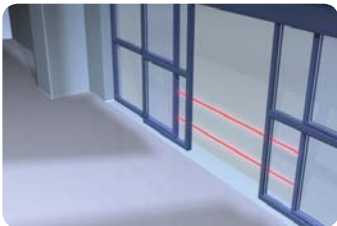



**HP1/
HP2**



Versatile Safety Beam Sensor

Reliable safety for sliding doors with an operating range of between 15cm and 10m



- **Increased Pedestrian Safety**
Single or double set of infrared safety beams in the door close zone prevent door closure when the light beam is broken
- **Large Detection Range**
Detection range of up to 10m
- **Small and Simple to Install**
Instant recognition of a single or double set of safety beams simplify installation
- **Extremely Reliable**
Excellent resistance to the negative effects of sunlight




www.hotron.com

HOTRON

HP1/HP2

Safety



Technical Specification

Accessories



HP Controller
Controller for the HP1 and HP2



HP-HEAD2-5m
Pair of sensor heads for the HP1 and HP2 with 5m cables



HP-HEAD2-8m
Pair of sensor heads for the HP1 and HP2 with 8m cables

Model	HP1 (One Beam)	HP2 (Two Beams)
Detection Method	Active Infrared Detection	
Detection Range	15cm to 10m (0.5 to 32.8ft)	
Sensor Dimensions Controller:	43.7mm (W), 114.2mm (H), 29mm (D)	
Sensor Head:	15mm diameter	
Power Supply	12 to 30V AC or DC	
Power Consumption	Max 1W (at 12V~30V)	Max 1W (at 12V~30V)
Output Relay	1C Type (one switching contact) 24V 1A (Resistance Load)	
Response Time	Under 50ms	
Relay Hold Time	0.8sec	
LED Indication	Power On	= Red
	Beam interrupted	= Green LED lights up
	Beam not interrupted	= Green LED goes out
Sensitivity Adjustment	Potentiometer	
Cable Length	5m	
Sunlight Resistance	100,000 Lux	
Operating Temperature	-30°C to +55°C, (-22°F to 131°F)	
Weight	220g (0.49 lbs)	350g (0.77 lbs)
Available Products	HP1: One controller / One set of sensor heads with 5m cable HP2: One controller / Two sets of sensor heads with 5m cable HP1L: One controller / One set of sensor heads with 8m cable HP2L: One controller / Two sets of sensor heads with 8m cable	
Equipment Provided	One Controller One set of sensor heads with cables Two screws	One Controller Two sets of sensor heads with cables Two screws

Dimensions

